

Tourist Associations and Information Centers

●Fujisawa City

Fujisawa City Tourist Association

📍 2-20-13, Katase-kaigan, Fujisawa City ☎ 0466-55-4141 <http://www.discover-fujisawa.jp/>

Fujisawa City Tourist Information Center

①Fujisawa City Tourist Information Center

📍 2-20-13, Katase-kaigan, Fujisawa City (1-min. walk from Katase Enoshima Sta. on the Odakyu Enoshima Line) ☎ 0466-22-4141

②Katase Enoshima Tourist Information Center

📍 1-14-8, Katase-kaigan, Fujisawa City (1-min. walk from Katase Enoshima Sta. on the Odakyu Enoshima Line, or 6-min. walk from Enoshima Sta. on the Enoshima Electric Railway) ☎ 0466-24-4141

③Shonan FUJISAWA Concierge

📍 JR Fujisawa Sta. 2F Located in the south concourse

●Chigasaki City

Chigasaki City tourism Association ☎ 0467-84-0377 <http://www.chigasaki-kankou.org/>

Chigasaki City Tourist Information Center

📍 1-1, Motomachi, Chigasaki City (located in Chigasaki Sta. on the south of the exit) ☎ 0467-82-3986

●Samukawa Town

Samukawa Town Tourist Association

📍 1-15-1, Okada, Samukawa Town (1-min. walk from Samukawa Sta. on the Sagami Line)

☎ 0467-75-9051 <http://www.samukawa-kankou.jp/>

●Hiratsuka City

Hiratsuka City Tourist Association

📍 18-8 Beniya-cho, Hiratsuka City (located in Hiratsuka Citizens' Plaza, 3-min. walk from Hiratsuka Sta. west exit)

☎ 0463-20-5110 <http://www.hiratsuka-kankou.com/>

●Oiso Town

Oiso Town Tourist Association and Station Tourist Information Center

📍 878-1, Oiso, Oiso Town (in front of Oiso Sta. on the Tokaido Line) ☎ 0463-61-3300 <http://www.oiso-kankou.or.jp/>

●Ninomiya Town

Ninomiya Town Tourist Association and Station Tourist Information Center

📍 876-1, Ninomiya, Ninomiya Town (located in the community hall in front of Ninomiya Sta.)

☎ 0463-73-1208 <http://shonan-ninomiya-kankou.com/>

Tourism sections of the municipal governments

Tourism Promotion Division, Fujisawa City.....☎ 0466-25-1111

Industry Promotion Section, Chigasaki City.....☎ 0467-82-1111

Industry Promotion Section, Samukawa Town.....☎ 0467-74-1111

Commerce and Tourism Section, Hiratsuka City.....☎ 0463-35-8107

Industry and Tourism Division, Oiso Town.....☎ 0463-61-4100

Industry Promotion Section, Ninomiya Town.....☎ 0463-71-3311

Publisher and Published year and month

Commerce, Industry and Tourism Section, Planning and Coordination Division,

Shonan Region Prefectural Administration Center, Kanagawa Prefectural Government ☎ 0463-22-2711 (pilot no.)

Tourist Information Square SHONAN

Published in February 2018. (Information in the pamphlet is as of May 2017.)

English/英語

Recycled paper is used for this pamphlet.

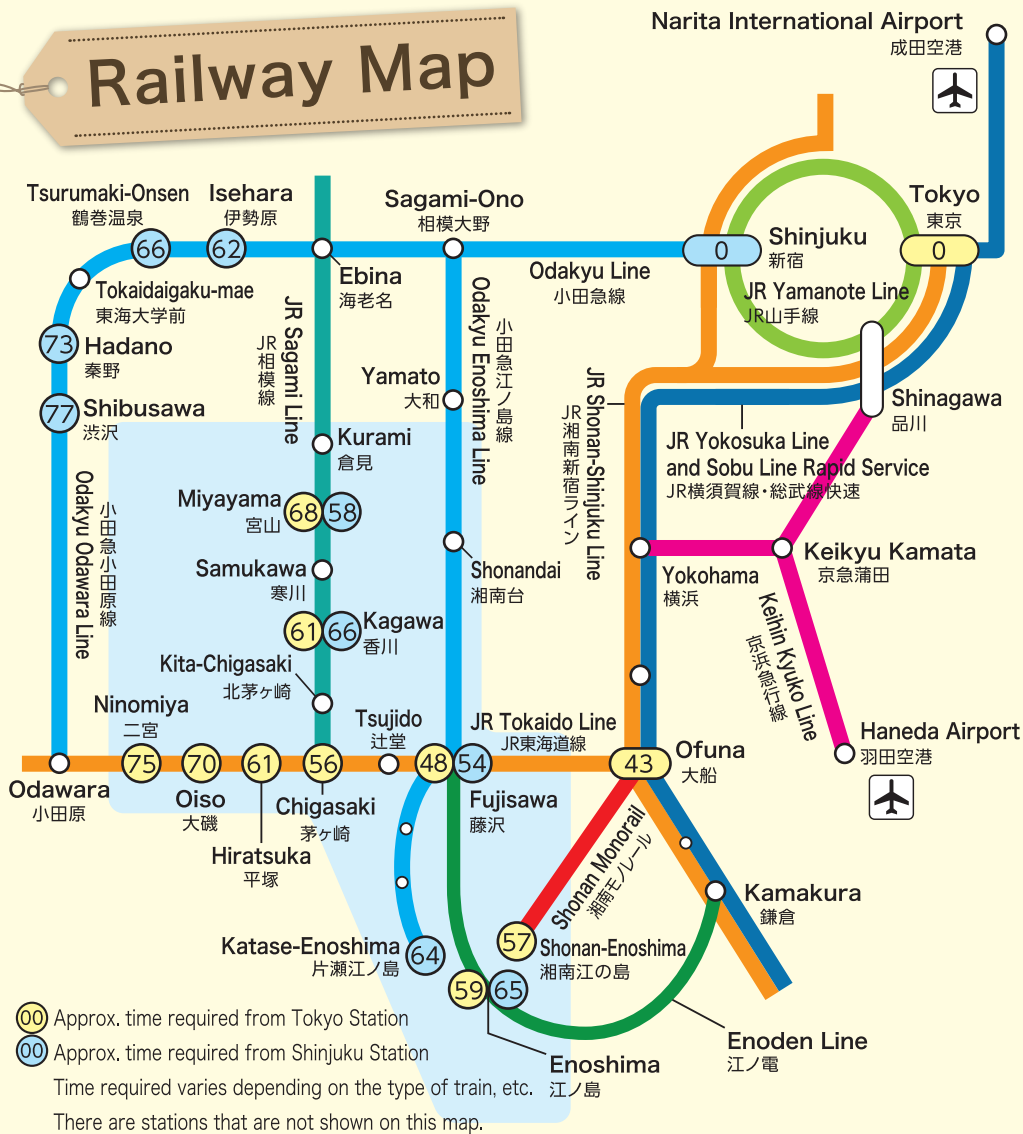


“Welcome to Shonan”

Tourism Information on Fujisawa City, Chigasaki City,
Samukawa Town, Hiratsuka City,
Oiso Town and Ninomiya Town in Kanagawa Prefecture



Railway Map



How to take a train

- To buy a train ticket, first confirm the fare in the train route map displayed above the ticket vending machine (even if you buy a cheaper ticket by mistake, you can adjust the fare at the station you get off).
- Doors of JR Sagami Line are manually operated. When the door does not open, please press the button nearby. (「開」: Open the door 「閉」: Close the door)
- For limited express train and Tokaido Line's Green Car, extra fare is necessary in addition to a train ticket.

How to take a bus

※Most buses have only Japanese signs.

- You can get off the bus at only bus stops (excluding some routes). Timetable and bus routes are displayed at bus stops.
- Destination and route sign/no. are displayed at the front, back and door of the vehicle.
- When using a pay-in-advance bus, put the fare in the fare box. In case of a pay-later bus, pick up a numbered ticket from the ticket issuing machine when you get on, and drop the ticket and fare displayed above the windshield into the box by the driver when you get off. Since no change is given on a bus, please prepare small coins using the money changer by the fare box, and put only the exact amount of money in the box.
- When you get off, press the disembark button by the window when your destination is announced (the button lights up in red).



General manner of worshipping at a shrine

- 1 Make a bow before entering through the shrine gate. (Take off your headware.)
- 2 Purify your body and mind.
 - Take the dipper with your right hand, ladle water and wash your left hand.
 - Then take the dipper with the left hand and wash the right hand.
 - Take the dipper with the right hand again, pour water into the left palm and wash your mouth with the water. ※Be careful not to touch the dipper directly with your mouth.
 - Wash the left hand again.
 - Hold the dipper upright so that the remaining water runs down the handle to rinse it. Then return the dipper turning down on the stand.
- 3 Proceed further.
- 4 Bow twice in front of the donation box, and put a monetary offering in the box.
- 5 Bow deeply twice.

Put your hands together at a thoracic level, and clap twice.
Put the hands together again and pray.
And bow once deeply.

For details, visit the website below.
<http://www.jinjahoncho.or.jp/en/shrines/index3.html>



General manner of worshipping at a temple

- 1 Enter the temple gate, and bow to the temple's main hall.
- 2 Wash your hands and mouth with water.
- 3 Bow in front of the donation box of the main hall.
- 4 Bow again before leaving.

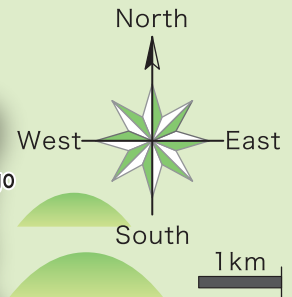
When exiting through the temple gate, make a bow to the main hall.



Shonan Area Map



• "Time required for transportation" in this pamphlet is a rough indication.
 • Time required and fare for the same destination may differ on some routes. Please confirm them in the bus company's website.
 Please also check the timetable beforehand since the number of services is small on some routes.
 • "Admission fee" in the pamphlet is an ordinary rate for an adult. As for discount rate for groups, etc., please confirm it in the facility's website.



Explanatory note

Transportation	Days closed	Western-style toilet	Major Events (P.14,15)
Address	Fees	Toilet for wheelchair users	Fireworks Festivals (P.15)
Phone no.	Parking	Toilet for ostomates	
Opening hours			

Viewing of mustard flowers (P.14)
 菜の花ウォッチング

Fujisawa City 藤沢市

Fujisawa City has developed as the temple town of Yugyo-ji Temple. The city has Enoshima Island, a scenic spot which was frequently portrayed in *ukiyo-e* woodblock print in the old days.

The city with various places of scenic and historical interest also has popular beaches including Katase-kaigan Beach, where many people come to enjoy ocean sports. Fujisawa is a tourist city which attracts more than 18 million visitors yearly. Various seasonal and traditional events take place through the year.



Enoshima Shrine 江島神社

Enoshima Shrine consists of three shrines: Hetsuno-miya, Nakatsuno-miya and Okutsuno-miya. Enshrined in Hoan-den, or the sanctuary located in Hetsuno-miya is Myo-on benzaiten (Sarasvati), the goddess of art and learning. Myo-on benzaiten is one of the three major Sarasvati in Japan.

- 📍 2-3-8, Enoshima, Fujisawa City 📞 0466-22-4020 🕒 All day (Hoan-den: 8:30 to 17:00)
- 💰 Free (Hoan-den Adults: ¥200, Junior/senior high school students: ¥100, Children: ¥50)
- 🚶 15-min. walk from Katase-Enoshima Sta. on the Odakyu-Enoshima, 20-min. walk from Enoshima Sta. on the Enoden Line, or 21-min. walk from Shonan-Enoshima Sta. on the Shonan Monorail Line.

Enoshima Iwaya Cave ,Chigoga-fuchi 江の島岩屋・稚児ヶ淵

Enoshima Iwaya Cave, created by wave erosion over the long period of time, consists of the first cavern (152m long) and the second one (56m long). It has long been worshipped by the people.

- (Enoshima Iwaya Cave) 📍 2, Enoshima, Fujisawa City
- 📞 0466-24-4141 (Katase-Enoshima Tourist Information Center)
- 🕒 9:00 to 17:00 (Varies depending on the season.) 💰 Adults: ¥500, junior high school and elementary school students: ¥200
- 🚶 40-min. walk from Katase-Enoshima Sta. on the Odakyu-Enoshima Line, 45-min. walk from Enoshima Sta. on the Enoden Line, or 46-min. walk from Shonan-Enoshima Sta. on the Shonan Monorail Line.



Chigoga-fuchi




Enoshima Island 江の島

Enoshima has long been one of the most popular spots in Japan for shrine-visiting and sightseeing. It has a lot of tourist attractions, including Enoshima Shrine, which has been worshipped by many people, Samuel Cocking Garden, which boasts beautiful seasonal flowers, and restaurants serving fresh seafood.

Enoshima Samuel Cocking Garden 🍷 ♿ 🧑

江の島サムエル・コッキング苑

The botanical garden named after Samuel Cocking; a British trade merchant in the Meiji Period. From the observation lighthouse "Enoshima Sea Candle" at a height of 119.6m above sea level, you can enjoy a great view of Mt. Fuji, Yokohama Landmark Tower, and a full view of Sagami Bay.



- 📍 2-3-28, Enoshima, Fujisawa City
- 📞 0466-23-2444 🕒 9:00 to 20:00 (entrance by 19:30)
- 💰 Adults (junior high school students and over): ¥200, Children: ¥100 Admission to Enoshima Sea Candle Adults: ¥300, Children: ¥150
- 🚶 20-min. walk from Katase-Enoshima Sta. on the Odakyu-Enoshima Line, 25-min. walk from Enoshima Sta. on the Enoden Line, or 26-min. walk from Shonan-Enoshima Sta. on the Shonan Monorail Line.



Eno-Fes 江ノフェス

From mid September to early November, experience-based events are held in the area around Enoshima Island. Various programs, including hula and other dance events, city strolling as well as live performances, are offered mainly on weekends during the period. In November, the event of "Shonan Candle" is held and the garden is illuminated by over 7,000 candles.

Enoshima Aquarium 🍷 ♿

新江ノ島水族館

Visitors can enjoy dolphin and sea lion shows against the beautiful scenery of Mt. Fuji and Enoshima Island.

- 📍 2-19-1, Katase-kaigan, Fujisawa City
- 📞 0466-29-9960 🕒 9:00 to 17:00 (Varies depending on season) 💰 Adults: ¥2,100, Senior high school students: ¥1,500, Junior high /elementary school students: ¥1,000, Children aged 3 and over: ¥600
- 🚶 3-min. walk from Katase-Enoshima Sta. on the Odakyu-Enoshima Line, 10-min. walk from Enoshima Sta. on the Enoden Line, or 10-min. walk from Shonan-Enoshima Sta. on the Shonan Monorail Line.



Chigasaki City, 茅ヶ崎市 Samukawa Town 寒川町

Though Chigasaki and Samukawa lie next to each other, they have totally different atmospheres. Chigasaki City has long been a favorite place of many intellectual figures and considered a cottage area in Shonan from the Meiji to early Showa Period. On the other hand, Samukawa Town has been nurtured through the ancient history of Samukawa-jinja Shrine. The Shrine with 1600-years of history is visited by as many as 400,000 people during the first three days of the New Year.



Southern Beach Chigasaki

サザンビーチちがさき

You can kick back and rest your body and soul at this beach with family atmosphere. Annual fireworks festival is held on this beach in summer.

歩 [walk] 20-min. walk from south exit, Chigasaki Sta. [bus] Chigasaki Sta. south exit → 10 min. by community bus "Eboshi-go, Naka-kaigan-nango-junkan-shiritsu-byoin-sen" → Bus stop no. 8 Southern dori minami or Bus stop no. 9 Southern beach-iriguchi Chigasaki Sta. south exit → 8 min. by bus [茅37] bound for "Hamamidaira danchi (via Nishihama)" → Kaisuiyokujo-mae

P 350-car parking (with charge)



Eboshi Rock えばし岩

Symbolic rock of Chigasaki City located 1.4km offshore. It is said that the rock was created by the swell of seabed 12 million years ago. The rock is called Eboshi Rock, since its shape looks like "Eboshi", or a headwear worn by noblemen in the Heian Period.

Eboshi-iwa Cruise Ship

Three cruises a day (10:00, 11:00, 12:00), tour time: 40 min., seating capacity: 18

¥ Junior high-school students and over: ¥1,500, elementary-school students: ¥750, children aged 3 to 6 years: free

Reservation available by the day before. Cruise may be canceled depending on the weather condition.

☎ Watashi-bune Eboshi-maru 0467-82-6946
<http://www001.upp.so-net.ne.jp/eboshi-maru/index.html>
(Japanese Only)

Yanagishima campsite 柳島キャンプ場

Seaside campsite surrounded by pine trees. Equipped with log cabins, tent site (rental tents are available), BBQ area, etc. Book online here → <http://digiq.jp/yana/> (in Japanese)



☎ 1592-1, Yanagishima-kaigan, Chigasaki City ☎ 0467-87-1385 (Calls for reservation accepted from 9:00 to 18:00) 🕒 7:00 to 22:00 🗓 Tuesdays (except July and August)

¥ Refer to website of Chigasaki City

歩 Chigasaki Sta. south exit → 10 min. by bus [茅33] bound for "Chigasaki-eki Minami-guchi", "Danchi-kita-guchi", or by [茅37] bound for "Hamamidaira danchi" → Hamamidaira danchi → 15-min. walk

Chigasaki Sta. north exit → 10 min. by bus [茅31] bound for "Chigasaki-eki" or [茅35] bound for "Hamamidaira danchi" → Hamamidaira → 15-min. walk

P 50-car parking



Kumazawa Brewing 熊澤酒造

Sake brewing company established in 1872. In addition to beer and sake brewery, there are a Japanese restaurant, Italian restaurant and gallery which were converted from sake storehouses of the Taisho Period in the premise.



☎ 7-10-7, Kagawa, Chigasaki City

☎ 0467-52-6118

🚶 7-min. walk from Kagawa Sta. on the Sagami Line



Samukawa-jinja Shrine 寒川神社

With a history of over 1600 years, Samukawa-jinja Shrine is considered the most prestigious shrine in the Sagami region. It has been worshipped by many people as the guardian deity that drives away all the harms of every direction beforehand and brings happiness and peace. In Kantakeyama-no-mori, the sacred forest at the back of the main shrine, visitors can enjoy peaceful scenery of the season strolling around the circuit style garden.



☎ 3916, Miyayama, Samukawa Town ☎ 0467-75-0004

🚶 5-min. walk from Miyayama Sta. on the Sagami Line



<Yabusame (horseback archery)>

Yabusame is the traditional ceremony in which an archer on a running horse shoots arrows at targets. This is conducted annually from 2:00 p.m. on Sep. 19 at the riding ground in the shrine precinct to pray for universal peace and productiveness of grain.

<Sagami Takigi-Noh>

Traditional ritual conducted in the light of bonfire. At the dusk of August 15 every year, the event takes place in front of the main shrine. Refer to the website of Samukawa-jinja Shrine if you want to apply for viewing.



<New Year's Mythology Dummy Float>

A huge dummy float themed on Japanese mythology is displayed on the main gate of the shrine during the New Year's celebration. It is believed that if you walk under the gate, you can expel evil spirit. The float is lit up at the midnight of the New Year's Eve and all-night until February 3, the day of Setsubun, the end of winter on the traditional calendar.

Hiratsuka City 平塚市

The City is located in the center of the coast along Sagami Bay, which is one hour from Tokyo by train. Blessed with mild climate, a variety of beach sports events are held here through the year. Shonan Hiratsuka Tanabata Festival, which is held in July every year, is one of the most famous festivals in the Kanto region.

Shonandaira 湘南平

A good viewing spot of Hiratsuka. On a sunny day, you can enjoy the nice view of Sagami Bay, Mt. Fuji, Izu Peninsula and Miura Peninsula. If you are lucky, you can see Tokyo Tower and Tokyo Sky Tree in the distance, too. It also commands a shining night view of the city stretching below.

📍 790, Manda, Hiratsuka City 📞 0463-31-6722 (Komayama-koen Park Rest House management office) 🚶 [walk] 1-hour hiking from Oiso Sta. [bus] Hiratsuka Sta. north exit → 22 min. by bus [平35] bound for "Shonandaira" → Shonandaira, or 9 min. by bus [平35] → Yamashita → 40-min. hiking, or 12 min. by bus [平35] → Kami-manda → 30-min. hiking



Kana Garden 花菜ガーデン

Visitors can enjoy a relaxing time in this botanical garden, which is full of seasonal plants and flowers. In May, over 1,500 different types of roses are in bloom.



📍 496-1, Teradanawa, Hiratsuka City 📞 0463-73-6170
 🕒 Varies depending on the season. 9:00 (8:30) to 16:00 (17:00)
 🗓 From Dec. 28 to Jan. 4, and Wed. of Jan., Feb., Jul., Aug., and Dec. (next day when Wed. falls on the national holiday)
 💰 Varies depending on the season.

Adults	¥880 to ¥220
College & high school students, people under 20 years of age	¥550 to ¥110
Elementary & junior high school students	¥300 to ¥110
People aged 65 and over	¥550 to ¥110
Children under school age	Free

🚶 Hiratsuka Sta. north exit → 20 min. by bus [平71] [平74] bound for "Hadano-eki-kitaguchi-iki" → Hiratsuka-yogogakko-mae → 5-min. walk

🅇 Charged parking



Hiratsuka Sogo Park 総合公園

The Park is 30.3ha in size with some 100,000 trees. In the lawn garden, visitors can enjoy ball playing and a nap under a tree. Playground equipment for children is available in some area. In the small zoo, kids can ride on a pony and touch a rabbit and sheep. There are various sports facilities, such as a baseball ground, athletic field, tennis court, heated pool, gymnasium and jogging trail. The Park is filled with bloomed cherry blossoms in spring and many people visit there to see the flowers.

📍 1-1, Ohara, Hiratsuka City 📞 0463-35-2233 (park management office)
 🗓 Zoo, management office and a part of sports facilities: Mon. When Mon. falls on the national holiday, the facilities are closed on the closest weekday.

💰 Pony riding, etc. are fee-based

🚶 [walk] 25-min. walk from Hiratsuka Sta. west exit (about 1.7km)
 [bus] By bus from Hiratsuka Sta. north exit

• To Fureai Zoo and other areas in the Park

7 min. from bus stop no. 4 (excluding bus [平67] bound for "Tamura-shako") → Sogo-koen

• To Hiratsuka Stadium and Hiratsuka baseball ground

7 min. from bus stop no. 4 (excluding bus [平67] bound for "Tamura-shako") → Hiratsuka-kyujo (next stop after Sogo-koen)

• Hiratsuka Sogo Gymnasium, heated pool and tennis court

10 min. from bus stop no. 7 → Kyosai-byoin-mae,



Shonan Bellmare Hiratsuka Beach Park

湘南ベルマーレひらつかビーチパーク

The Park is visited by people who enjoy a variety of beach sports, such as football, volleyball, tennis and rugby, all the year around. Free beach sports class for beginners is held regularly in addition to other year-round fun events. The sunset view with Mt. Fuji, Izu Peninsula and Hakone mountains seen from the Park is spectacular.



📍 33-1, Takahamadai, Hiratsuka City

📞 0463-23-4781

🕒 From Apr. to Sept.: 9:00 to 18:00, Oct. to Mar.: 9:00 to 17:00, Nov. to Feb.: 9:00 to 16:30

🗓 Mon. from Oct. to Mar., and the year-end and New Year holidays

💰 Heated water shower: ¥100/use (outdoor shower and dress changing room are free of charge)

🚶 [walk] Go straight along Nagisa Promenade to the south from Hiratsuka Sta. south exit, for 20 min. [bus] Hiratsuka Sta. south exit → 3 or 8 min. by bus [平16] [平15] bound for "Hiratsukaeki-minamiguchi" → Shonan-kaigan-koen-mae → 4-min. walk



Oiso Town and 大磯町 Ninomiya Town 二宮町

Located in the southwest of Kanagawa Prefecture, Oiso and Ninomiya enjoy mild climate and boast abundant nature. With much-cherished tradition and culture inherited from the past, Oiso and Ninomiya have developed into an attractive region in terms of nature, history and culture.

Shigitatsuan 嶋立庵

Established in the Edo period. It is one of the three major haiku training halls in Japan, which has many historically important materials.

- 📍 1289, Oiso, Oiso Town
- ☎ 0463-61-6926
- 🕒 9:00 to 17:00
- 📅 Dec. 29 to Jan. 3
- 💰 Adults: ¥300, Children: ¥150
- 🚶 7-min. walk from Oiso Sta.



Former House Shimazaki Touseon 旧島崎藤村邸

Renowned poet and novelist Touseon Shimazaki (1872 to 1943) lived in this house in his later years. This is a one-storied house with three rooms and a small garden with atmosphere.

- 📍 88-9, Higashikoiso, Oiso Town
- ☎ 0463-61-4100 (Industry and Tourism Section, Oiso Town)
- 🕒 9:00 to 16:00
- 📅 Mon. and from Dec. 29 to Jan. 3
- 🚶 5-min. walk from Oiso Sta.



Strolling around Oiso Sta. area

大磯駅周辺散策

In the end of the Heian period, the capital of the Sagami-no-kuni Province, the present-day central and western region of the prefecture, was placed in Oiso. The area flourished as the post station along Tokaido in the Edo period, and as a popular resort with warm climate after the Meiji period. Enjoy strolling around the station area with villas and pine trees that remain the atmosphere of the old days.



Kanagawa Prefectural Oiso Joyama Park 神奈川県立大磯城山公園

A serene park filled with Japanese atmosphere. Its observatory commands a view of Hakone mountains and Mt. Fuji in front and also Izu Peninsula and Sagami Bay. It has a Japanese garden which is lit up in the season of colored leaves. There is also a reproduced residence where Shigeru Yoshida, who had served as Prime Minister for five terms and contributed to establishment of the basis for post-war reconstruction, spent his final years. The residence is opened to the public since April 2017. Visitors can enjoy Japanese green tea and seasonal sweets in the tea ceremony room in the park.

- 📍 551-1, Kokufu-hongo, Oiso Town ☎ 0463-61-0355 (park management office)
- 🕒 Park: Former MITSUI Villa District : All day / Former YOSHIDA Residence District : 9:00 to 17:00, closed from Dec. 29 to Jan.3 ※Former Residence of YOSHIDA Shigeru : 9:00 to 16:30 (entrance by 16:00), closed on Mon., the 1st day of the month and from Dec. 29 to Jan.3, admission fee required. 🚶 Oiso Sta. → 5 min. by bus (excluding some routes) 【平43】 bound for "Kozu", 【平47】 bound for "Ninomiya-eki minami-guchi", 【磯14】 bound for "Ninomiya-eki kita-guchi", 【磯07】 bound for "Oiso Prince Hotel" or 【磯13】 bound for "Oiso-eki"/"Nishi-koen-mae" → Joyama-koen-mae → 3-min. walk 🅇 fees required for part of the parking



Azumayama Park 吾妻山公園

You can reach the observatory on the mountaintop (136.2m above the sea level) in 20 minutes walking five minutes from Ninomiya Sta. north exit to the park entrance, and going up steps and mountain path.

The hilltop commands a splendid view of Hakone, Tanzawa and Mt. Fuji close at hand. On a clear day, you can also see Oshima Island and Hatsushima in Sagami Bay which stretches in the south.

The park is filled with the season's flowers through the year, such as mustard flowers, cherry blossoms, azalea, hydrangea and cosmos.

- 📍 Yamanishi, Ninomiya Town
- ☎ 0463-72-3611 (park management office) 🕒 8:30 to 17:00
- 💰 Free (Roller slider: ¥100 for high school students and older persons, and free for junior high school students and younger children)
- 🚶 25-min. walk from Ninomiya Sta.



Major Events



Oiso Town

Sagicho Oiso

大磯の左義長

📅 Around Jan. 14

(held on a different day every year)

📍 Oiso-kitahama-kaigan Beach

🚶 10-min. walk from Oiso Sta.

A fire festival of *dosojin*, designated as a significant intangible folk cultural asset by the national government. Townspeople gather the New Year's decorations and lucky items from the neighborhoods, and use them to build nine huge cones for bonfire on the beach. At sundown, the cones are lit at their lucky direction of the year. Eating rice balls roasted on this fire is said to prevent colds. When the cones blaze up, young males dressed in loincloths get separated in groups, one in the sea and another on land, and pull a rope toward each other, which is called "yannagokko".

Oiso Town



Oiso Market 大磯市

🚶 10-min. walk from Oiso Sta.

Oiso Market, which is held at Oiso Port on every third Sunday, is one of the largest markets along Sagami Bay. Fresh fish from off the shore of Oiso, locally produced vegetables and unique handicrafts are sold in the market.

Ninomiya Town



Viewing of mustard flowers 菜の花ウォッチング

📅 Jan. to Feb. 📍 On the top of Azumayama Park

🚶 25-min. walk from Ninomiya Sta.

You can view beautiful mustard flowers at Azumayama Park on the top of a mountain, which is 136 meters in height. Going up 300 steps and a gentle slope, you will find mustard flowers in full bloom against Mt. Fuji dusted with snow and bright blue sky of winter. The mountain top commands a spectacular view of the Tanzawa Mountain range, Mt. Fuji, Hakone mountains, Izu Peninsula, Sagami Bay and Oshima Island.

Chigasaki City and Samukawa Town



Hamaori Festival 浜降祭

📅 Third Mon. (Marine Day) in July

📍 Chigasaki Nishihama-kaigan Beach

🚶 20-min. walk from Chigasaki Sta.

There are paid shuttle bus services every 10 min. between 4:15 a.m. and 7 a.m. from Chigasaki Sta. south exit

This is a historical event that tells the arrival of summer. With the coming of dawn, 40 *mikoshi*, or sacred palanquins, are gathered at the beach from shrines in Chigasaki City and Samukawa Town. The palanquins are carried colliding against one another amid bearers' shouting "dokkoi, dokkoi", which is unique to Soshu, or the central and western part of the prefecture.

Fujisawa City



Jewelry of Shonan 湘南の宝石

📅 Late Nov. to mid Feb.

📍 Enoshima Samuel Cocking Garden

🚶 20-min. walk from Katase Enoshima Sta. on the Odakyu Enoshima Line

25-min. walk from Enoshima Sta. on the Enoshima Electric Railway

26-min. walk from Shonan-Enoshima Sta. on the Shonan Monorail

A festival of lights and colors which lasts for two and a half months. Enoshima Samuel Cocking Garden showcases a variety of colorful illuminations of a large space filled with lights pouring from Enoshima Sea Candle, a tunnel encrusted with shining 60,000 crystal beads, etc. In January, some 20,000 tulips in bloom compete with the illuminations in beauty. An art event using mirror balls and light balloons is held in February, too, creating a fantastic world.

Hiratsuka City

Shonan Hiratsuka Tanabata Festival

湘南ひらつか七夕まつり

📅 Three days on the weekend in early July

📍 Hiratsuka Sta. north exit shopping streets (main venue)

Tanabata-matsuri, or Star Festival, of Hiratsuka is one of the major summer festivals in the Kanto region. It was originally started as part of post-war measures to vitalize the devastated commerce. The main streets are festooned with various Tanabata ornaments hanging overhead. Ornaments over 10 meters in height and featuring most talked-about persons and events amuse visitors. Many food stands await those who are hungry. Local shops are selling their boasts. Visitors can also enjoy parades and various events in the festival.



Fireworks Festivals

花火大会



Jul.	Oiso Port, Oiso Town
Aug.	Katase-kaigan Beach, Fujisawa City (Noryo Fireworks)
Aug.	Southern Beach Chigasaki, Chigasaki City
Aug.	Estuary of Sagami River, Hiratsuka City
Oct.	Katase-kaigan Beach, Fujisawa City (Fujisawa Enoshima Fireworks Festival)
Nov.	Field on the east of Samukawa-higashi Junior High School, Samukawa Town